

SELECT DESIRED HEIGHT:

4"

6"

SELECT DESIRED EDGING AND LENGTH:

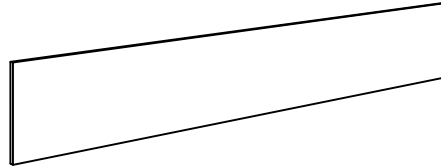
PUNCHED

10'

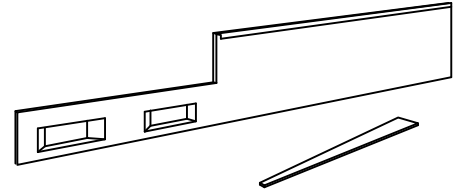
16'

UNPUNCHED

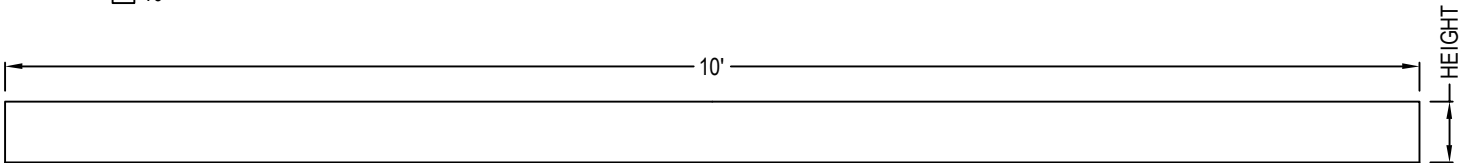
10'




UNPUNCHED PERSPECTIVE



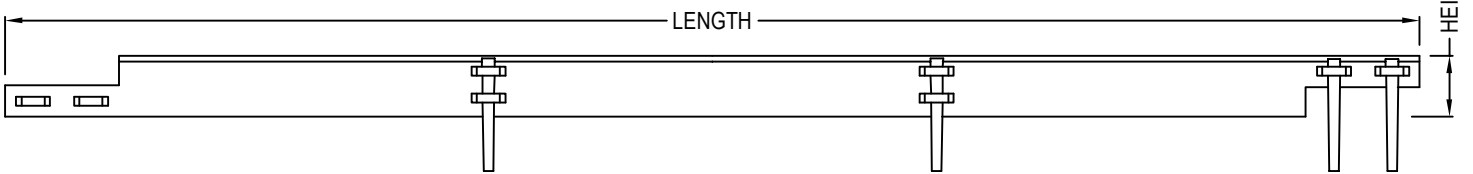
PUNCHED PERSPECTIVE




UNPUNCHED FRONT VIEW



UNPUNCHED TOP VIEW



PUNCHED FRONT VIEW



PUNCHED TOP VIEW

SPECIFICATIONS:

HEIGHT: 4" OR 6"

LENGTH: 10' OR 16'

THICKNESS: 14 GA.

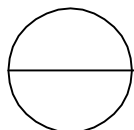
FINISH: RAW

PUNCHED STAKE TYPE: INTERLOCKING

UNPUNCHED STAKE TYPE: HAIRPIN

NOTES:

1. INSTALLATION TO BE COMPLETED IN ACCORDANCE WITH MANUFACTURER'S SPECIFICATIONS.
2. DO NOT SCALE DRAWING.
3. THIS DRAWING IS INTENDED FOR USE BY ARCHITECTS, ENGINEERS, CONTRACTORS, CONSULTANTS AND DESIGN PROFESSIONALS FOR PLANNING PURPOSES ONLY. THIS DRAWING MAY NOT BE USED FOR CONSTRUCTION.
4. ALL INFORMATION CONTAINED HEREIN WAS CURRENT AT THE TIME OF DEVELOPMENT BUT MUST BE REVIEWED AND APPROVED BY THE PRODUCT MANUFACTURER TO BE CONSIDERED ACCURATE.
5. CONTRACTOR'S NOTE: FOR PRODUCT AND COMPANY INFORMATION VISIT www.CADdetails.com/info AND ENTER REFERENCE NUMBER 5247-008



EDGING PRODUCTS

RAWEDGE: 10' OR 16' X 14 GA. X 4" OR 6" STEEL LANDSCAPE EDGING